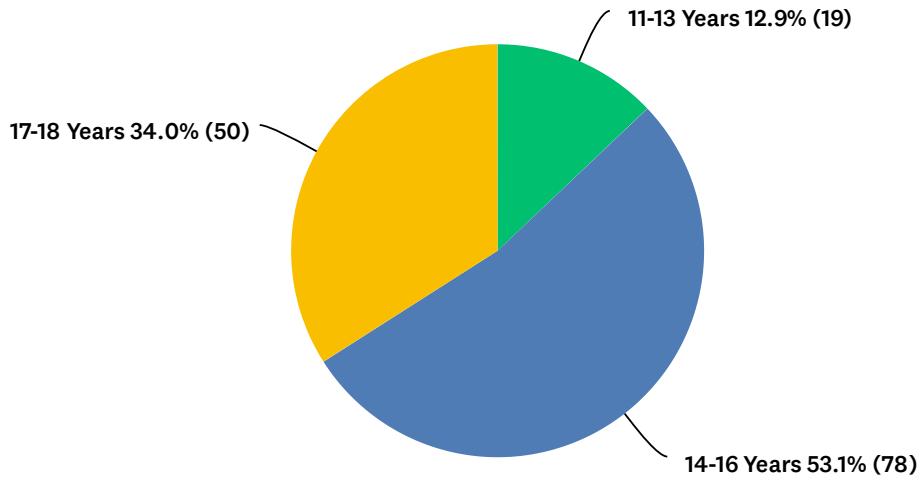


## Q1 How old are you?

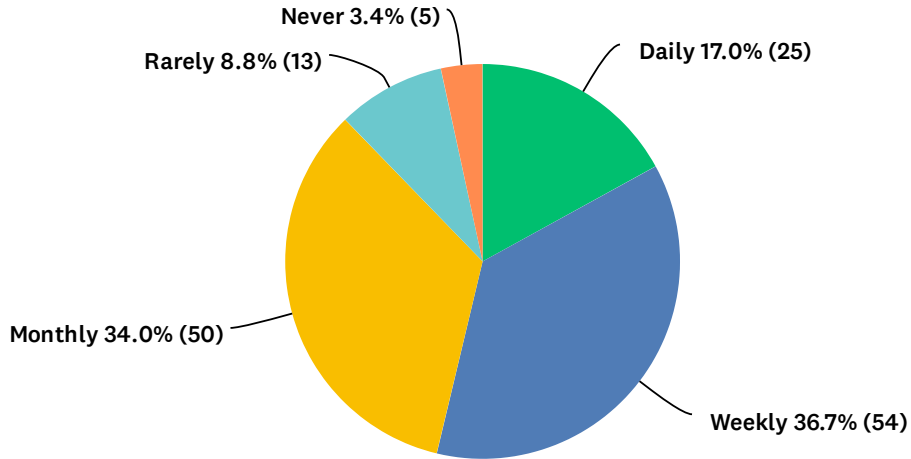
Answered: 147 Skipped: 0



ANSWER CHOICES	RESPONSES
11-13 Years	12.9% 19
14-16 Years	53.1% 78
17-18 Years	34.0% 50
TOTAL	147

## Q2 On average, how often do you visit the Acton Memorial Library Teen Space?

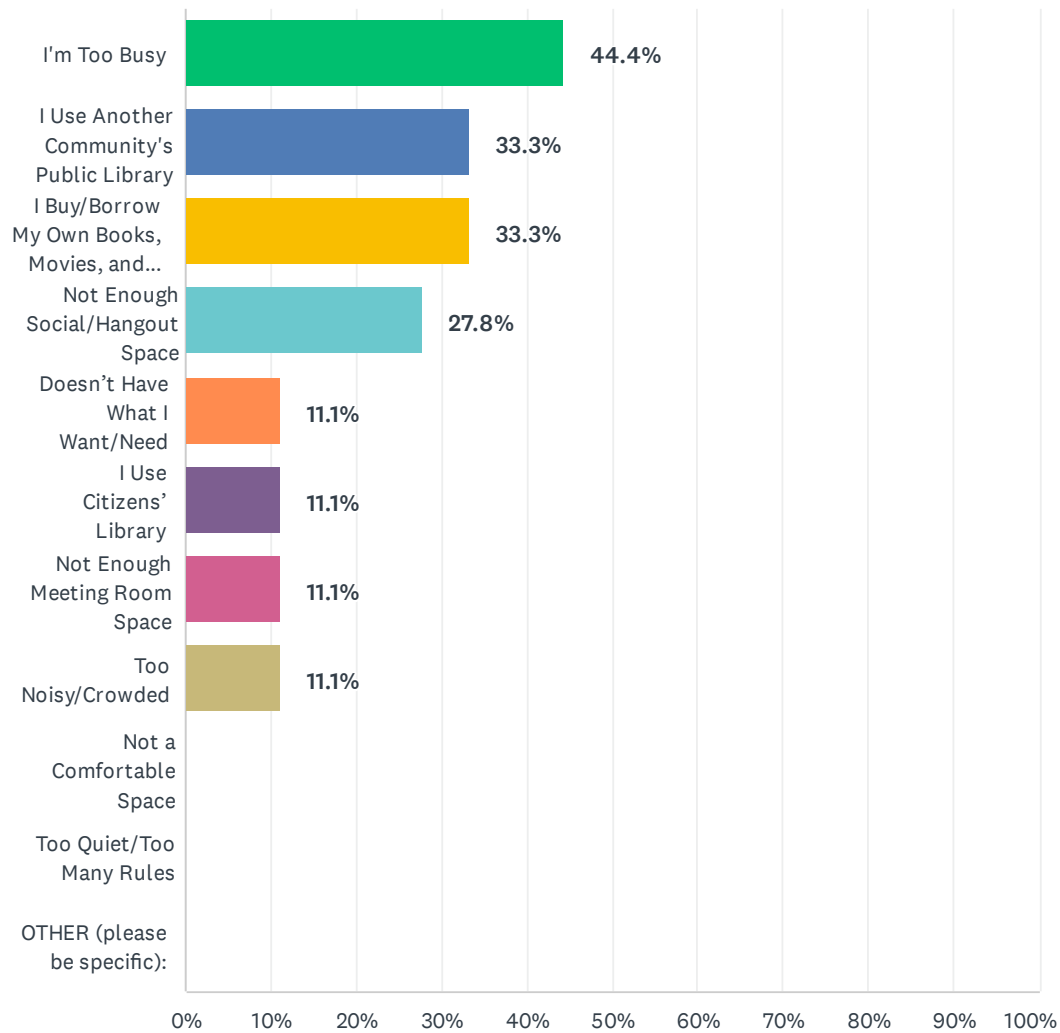
Answered: 147 Skipped: 0



ANSWER CHOICES	RESPONSES	
Daily	17.0%	25
Weekly	36.7%	54
Monthly	34.0%	50
Rarely	8.8%	13
Never	3.4%	5
<b>TOTAL</b>		<b>147</b>

### Q3 Why don't you visit the Teen Space? Please check all that apply.

Answered: 18 Skipped: 129



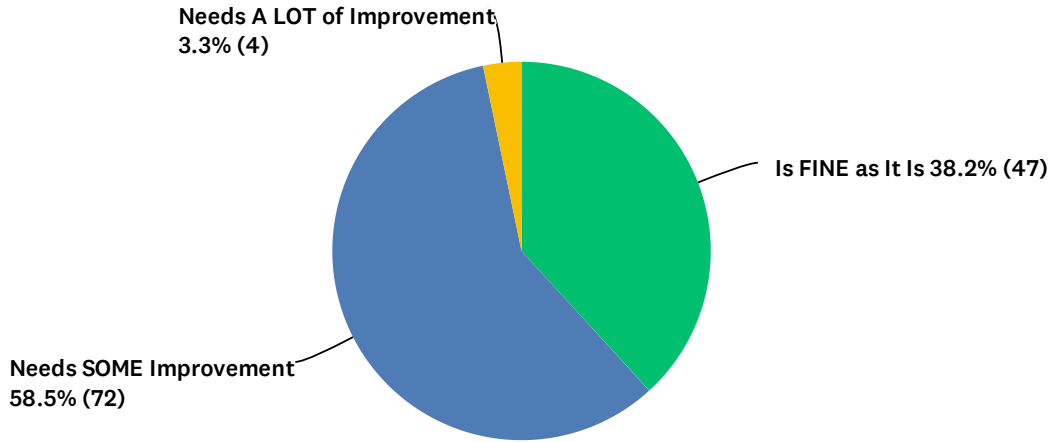
TOWN OF ACTON LIBRARIES - TEEN SURVEY 2024

ANSWER CHOICES	RESPONSES	
I'm Too Busy	44.4%	8
I Use Another Community's Public Library	33.3%	6
I Buy/Borrow My Own Books, Movies, and Music	33.3%	6
Not Enough Social/Hangout Space	27.8%	5
Doesn't Have What I Want/Need	11.1%	2
I Use Citizens' Library	11.1%	2
Not Enough Meeting Room Space	11.1%	2
Too Noisy/Crowded	11.1%	2
Not a Comfortable Space	0.0%	0
Too Quiet/Too Many Rules	0.0%	0
OTHER (please be specific):	0.0%	0
Total Respondents: 18		

#	OTHER (PLEASE BE SPECIFIC):	DATE
	There are no responses.	

### Q4 If you had to describe the Library's Teen Space (e.g., decor, layout, furniture), would you say it...

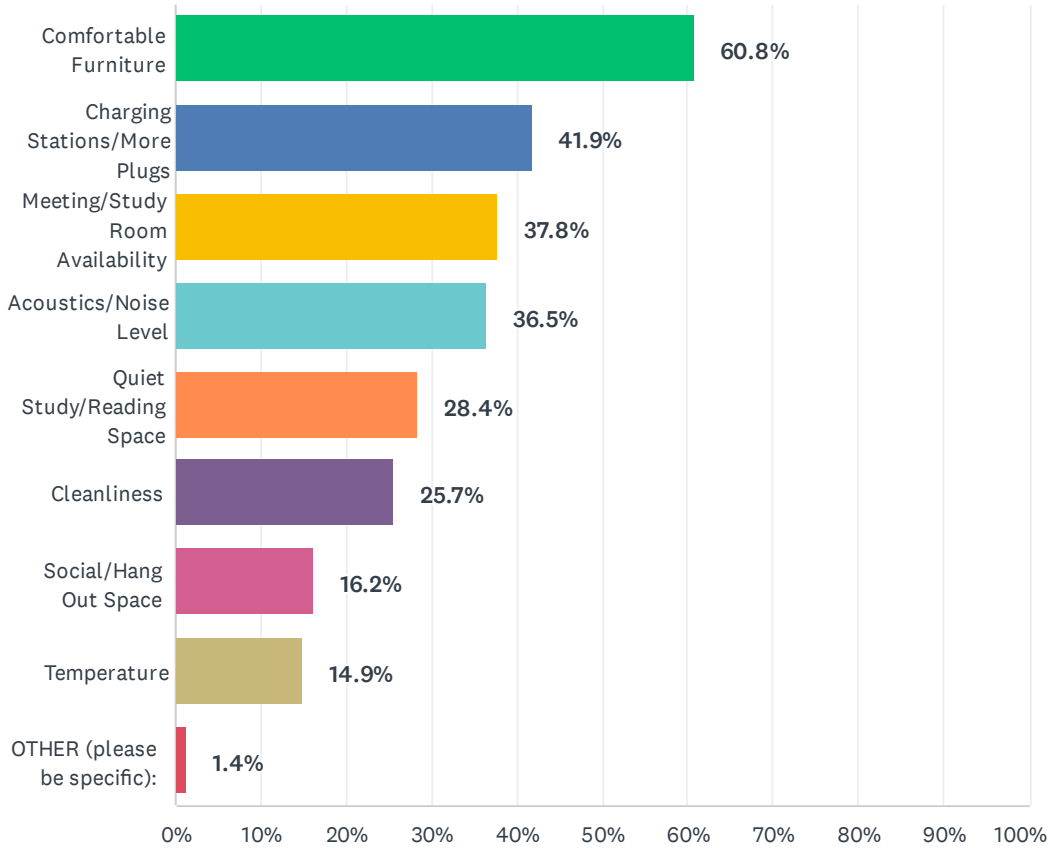
Answered: 123 Skipped: 24



ANSWER CHOICES	RESPONSES	
Is FINE as It Is	38.2%	47
Needs SOME Improvement	58.5%	72
Needs A LOT of Improvement	3.3%	4
TOTAL		123

Q5 You indicated that the Teen Space needs SOME or A LOT of improvement. Please select up to three (3) Teen Space issues that are most important to you.

Answered: 74 Skipped: 73



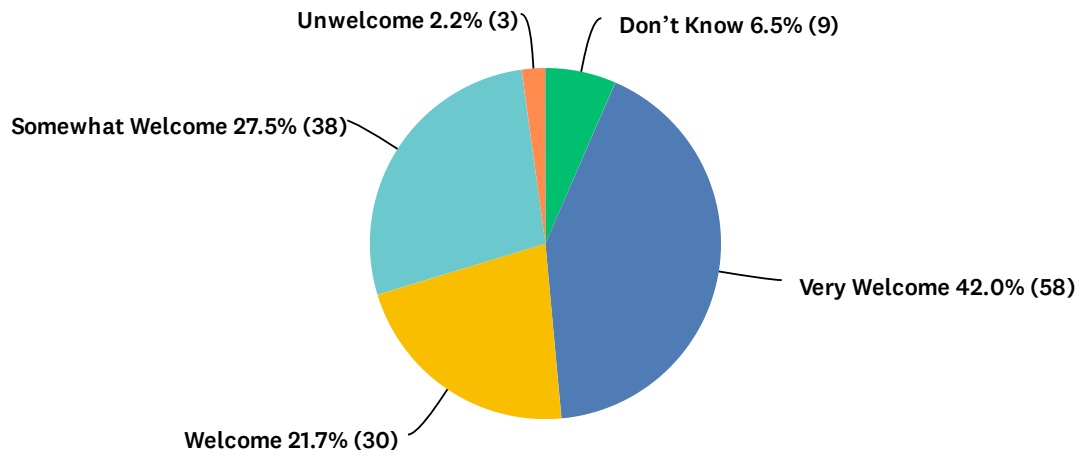
ANSWER CHOICES	RESPONSES	
Comfortable Furniture	60.8%	45
Charging Stations/More Plugs	41.9%	31
Meeting/Study Room Availability	37.8%	28
Acoustics/Noise Level	36.5%	27
Quiet Study/Reading Space	28.4%	21
Cleanliness	25.7%	19
Social/Hang Out Space	16.2%	12
Temperature	14.9%	11
OTHER (please be specific):	1.4%	1
Total Respondents: 74		

TOWN OF ACTON LIBRARIES - TEEN SURVEY 2024

#	OTHER (PLEASE BE SPECIFIC):	DATE
1	the vibes. It's looks very old but trying to modern (furniture and layout and colors wise) feels kinda uncomfy it would be better if they played fully into the oldey comfort feel or the more modern way.	1/12/2024 11:07 AM

## Q6 Please indicate how welcome you feel when you interact with Library staff.

Answered: 138 Skipped: 9

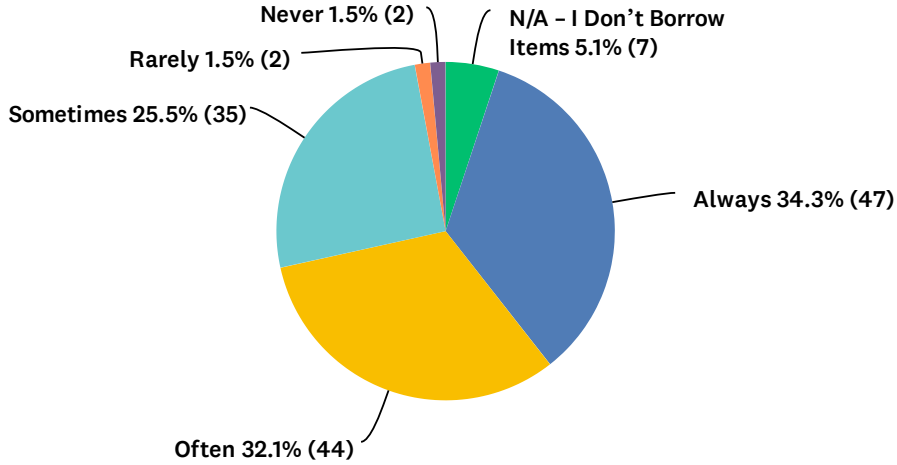


ANSWER CHOICES	RESPONSES	
Don't Know	6.5%	9
Very Welcome	42.0%	58
Welcome	21.7%	30
Somewhat Welcome	27.5%	38
Unwelcome	2.2%	3
Very Unwelcome	0.0%	0
<b>TOTAL</b>		<b>138</b>



## Q7 Does the Library usually have the books, audiobooks, and/or magazines you're looking for?

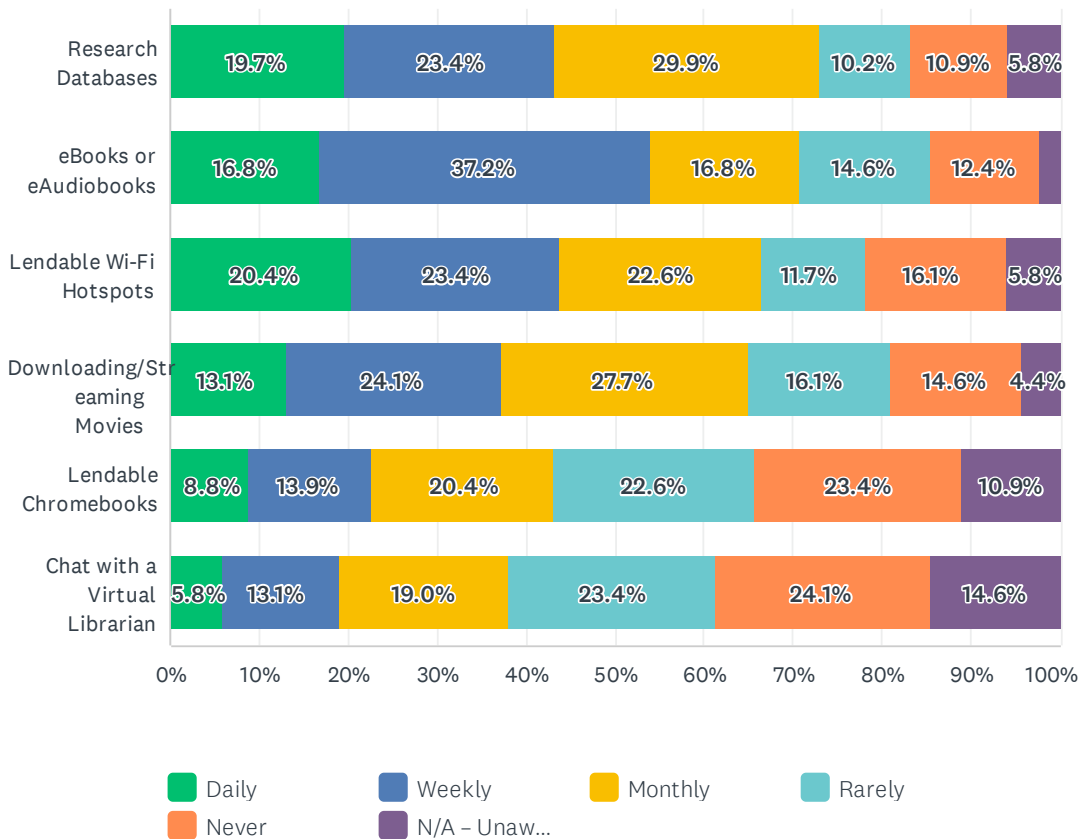
Answered: 137 Skipped: 10



ANSWER CHOICES	RESPONSES	
N/A – I Don't Borrow Items	5.1%	7
Always	34.3%	47
Often	32.1%	44
Sometimes	25.5%	35
Rarely	1.5%	2
Never	1.5%	2
<b>TOTAL</b>		<b>137</b>

## Q8 Indicate how often you use the Library's online services:

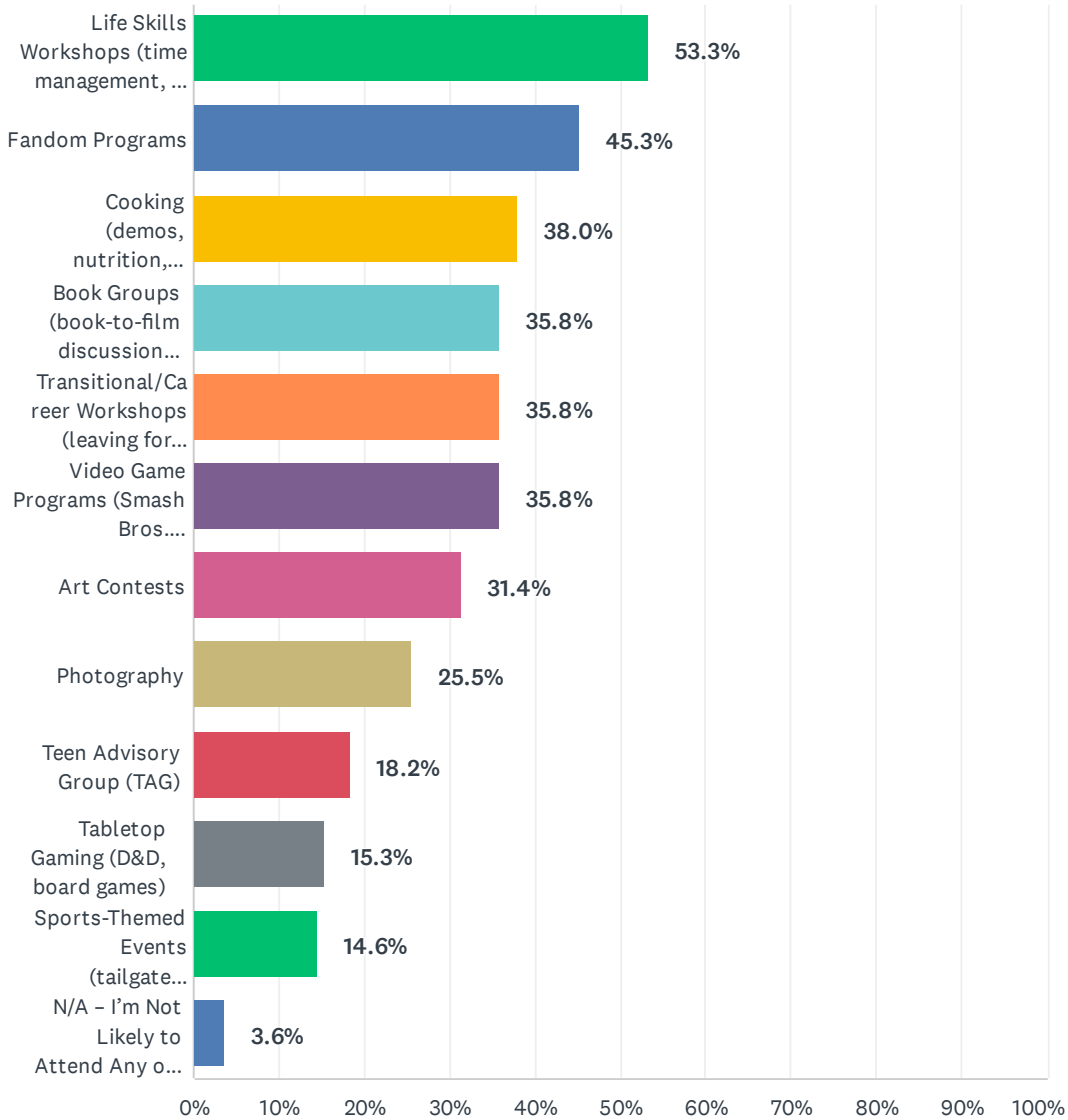
Answered: 137 Skipped: 10



	DAILY	WEEKLY	MONTHLY	RARELY	NEVER	N/A - UNAWARE OF SERVICE	TOTAL	WEIGHTED AVERAGE
Research Databases	19.7% 27	23.4% 32	29.9% 41	10.2% 14	10.9% 15	5.8% 8	137	3.33
eBooks or eAudiobooks	16.8% 23	37.2% 51	16.8% 23	14.6% 20	12.4% 17	2.2% 3	137	3.32
Lendable Wi-Fi Hotspots	20.4% 28	23.4% 32	22.6% 31	11.7% 16	16.1% 22	5.8% 8	137	3.22
Downloading/Streaming Movies	13.1% 18	24.1% 33	27.7% 38	16.1% 22	14.6% 20	4.4% 6	137	3.05
Lendable Chromebooks	8.8% 12	13.9% 19	20.4% 28	22.6% 31	23.4% 32	10.9% 15	137	2.57
Chat with a Virtual Librarian	5.8% 8	13.1% 18	19.0% 26	23.4% 32	24.1% 33	14.6% 20	137	2.45

**Q9 How likely are you to attend the following new or existing programs?  
Please select up to five (5) programs you are most likely to attend.**

Answered: 137 Skipped: 10

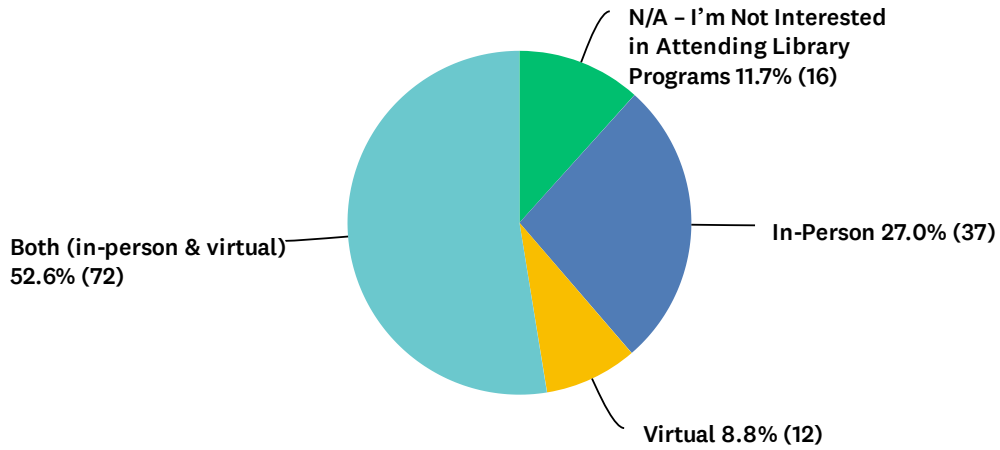


TOWN OF ACTON LIBRARIES - TEEN SURVEY 2024

ANSWER CHOICES	RESPONSES	
Life Skills Workshops (time management, how to change a tire, budgeting)	53.3%	73
Fandom Programs	45.3%	62
Cooking (demos, nutrition, baking competitions)	38.0%	52
Book Groups (book-to-film discussion group)	35.8%	49
Transitional/Career Workshops (leaving for college, exploring careers, job/volunteer fair)	35.8%	49
Video Game Programs (Smash Bros. tournaments & free play)	35.8%	49
Art Contests	31.4%	43
Photography	25.5%	35
Teen Advisory Group (TAG)	18.2%	25
Tabletop Gaming (D&D, board games)	15.3%	21
Sports-Themed Events (tailgate party, trivia)	14.6%	20
N/A – I'm Not Likely to Attend Any of These Programs	3.6%	5
Total Respondents: 137		

## Q10 How do you prefer to attend the Library's teen programs?

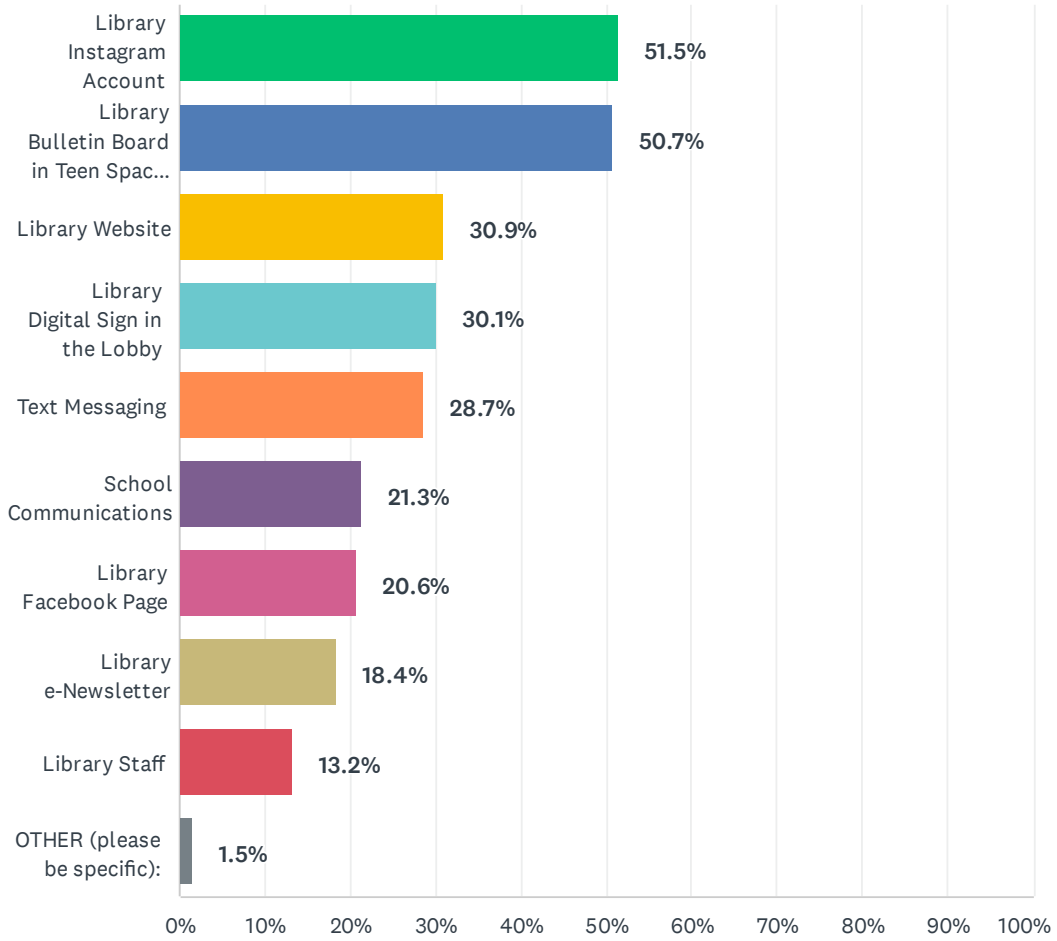
Answered: 137 Skipped: 10



ANSWER CHOICES	RESPONSES	
N/A – I'm Not Interested in Attending Library Programs	11.7%	16
In-Person	27.0%	37
Virtual	8.8%	12
Both (in-person & virtual)	52.6%	72
TOTAL		137

### Q11 How do you prefer to learn about Library news and programs? Please select up to three (3).

Answered: 136 Skipped: 11



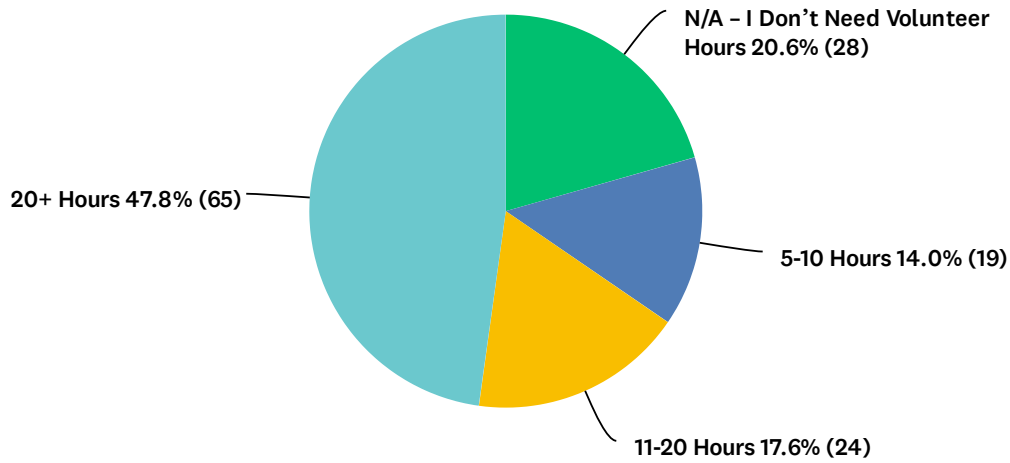
TOWN OF ACTON LIBRARIES - TEEN SURVEY 2024

ANSWER CHOICES	RESPONSES	
Library Instagram Account	51.5%	70
Library Bulletin Board in Teen Space or Flyers	50.7%	69
Library Website	30.9%	42
Library Digital Sign in the Lobby	30.1%	41
Text Messaging	28.7%	39
School Communications	21.3%	29
Library Facebook Page	20.6%	28
Library e-Newsletter	18.4%	25
Library Staff	13.2%	18
OTHER (please be specific):	1.5%	2
Total Respondents: 136		

#	OTHER (PLEASE BE SPECIFIC):	DATE
1	Email	1/16/2024 11:20 PM
2	library emails	1/15/2024 2:20 PM

Q12 How many volunteer hours do you need per year? For example, for school, to put on college applications, or for your personal enrichment.

Answered: 136 Skipped: 11

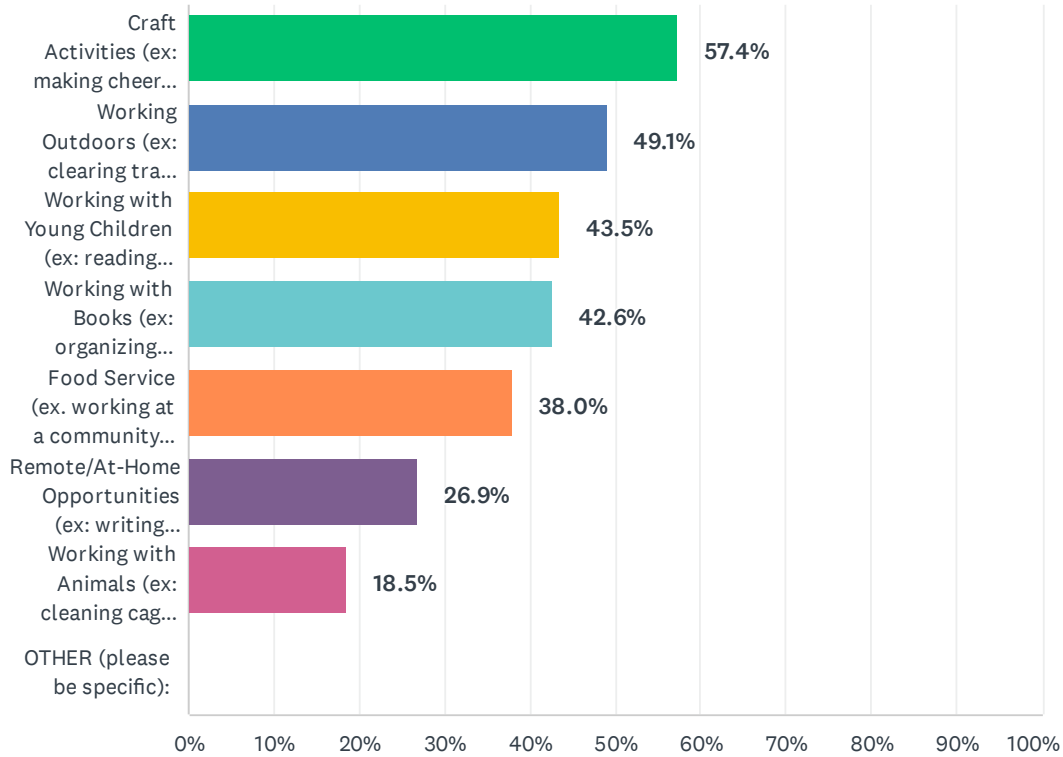


ANSWER CHOICES	RESPONSES	
N/A – I Don't Need Volunteer Hours	20.6%	28
5-10 Hours	14.0%	19
11-20 Hours	17.6%	24
20+ Hours	47.8%	65
TOTAL		136



### Q13 What kind of community volunteer opportunities interest you? Please select up to three (3) of your top interests.

Answered: 108 Skipped: 39



ANSWER CHOICES	RESPONSES	
Craft Activities (ex: making cheerful cards for senior citizens)	57.4%	62
Working Outdoors (ex: clearing trails with AVIS)	49.1%	53
Working with Young Children (ex: reading aloud)	43.5%	47
Working with Books (ex: organizing books at the library)	42.6%	46
Food Service (ex. working at a community dinner or food pantry)	38.0%	41
Remote/At-Home Opportunities (ex: writing book reviews for the Library's blog)	26.9%	29
Working with Animals (ex: cleaning cages at MSPCA shelter)	18.5%	20
OTHER (please be specific):	0.0%	0
Total Respondents: 108		

#	OTHER (PLEASE BE SPECIFIC):	DATE
	There are no responses.	